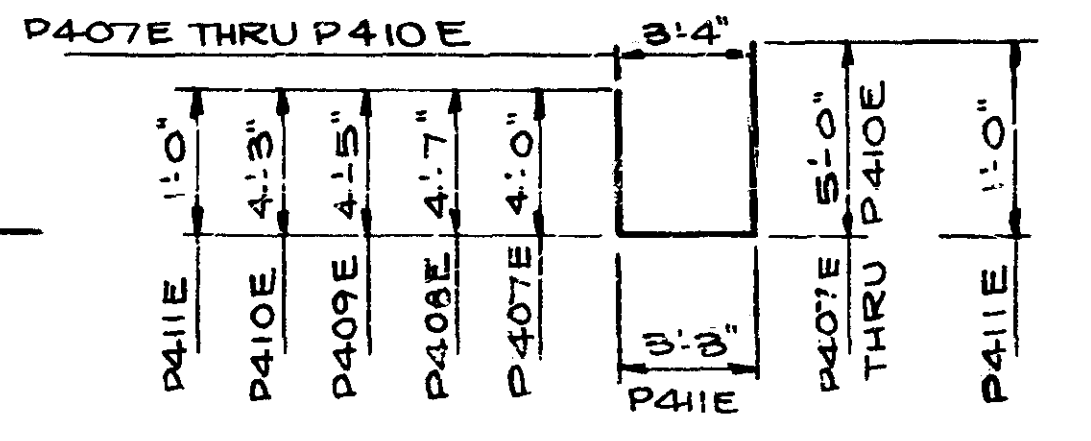


ELEVATION SOUTHBOUND ROADWAY

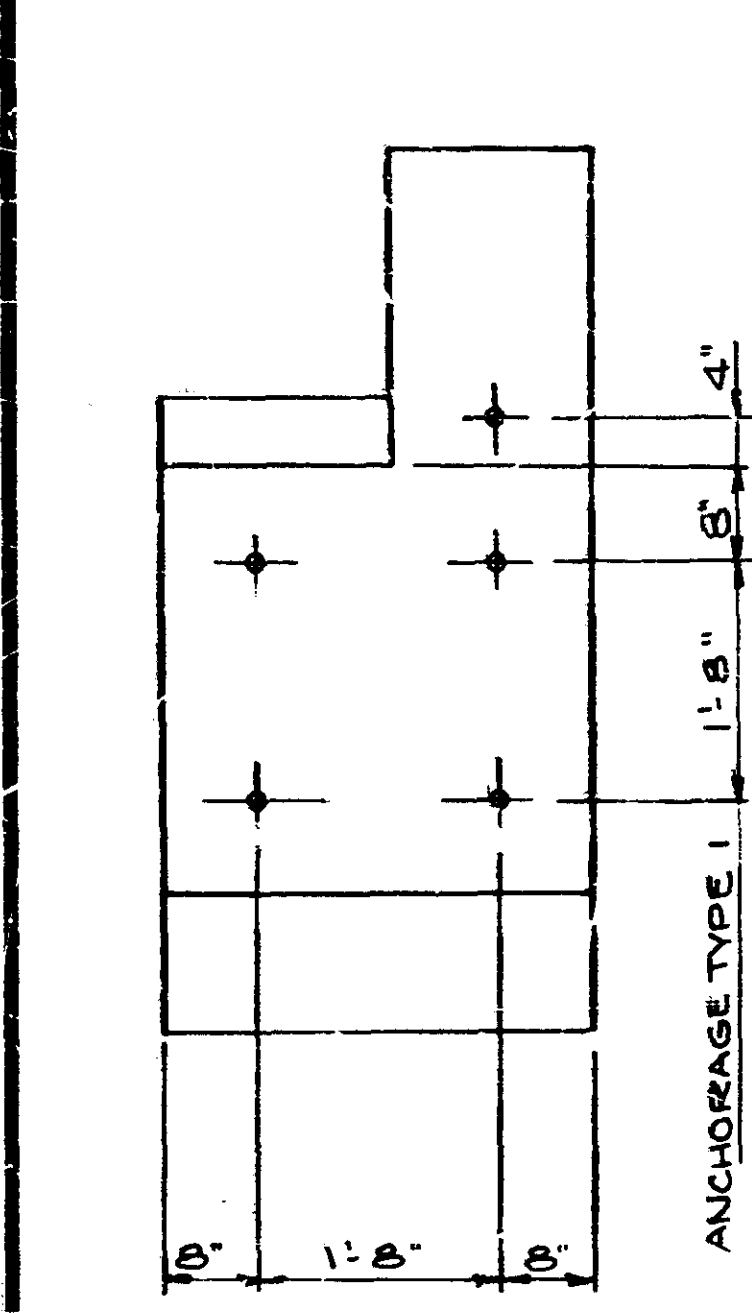
ELEVATION NORTHBOUND ROADWAY



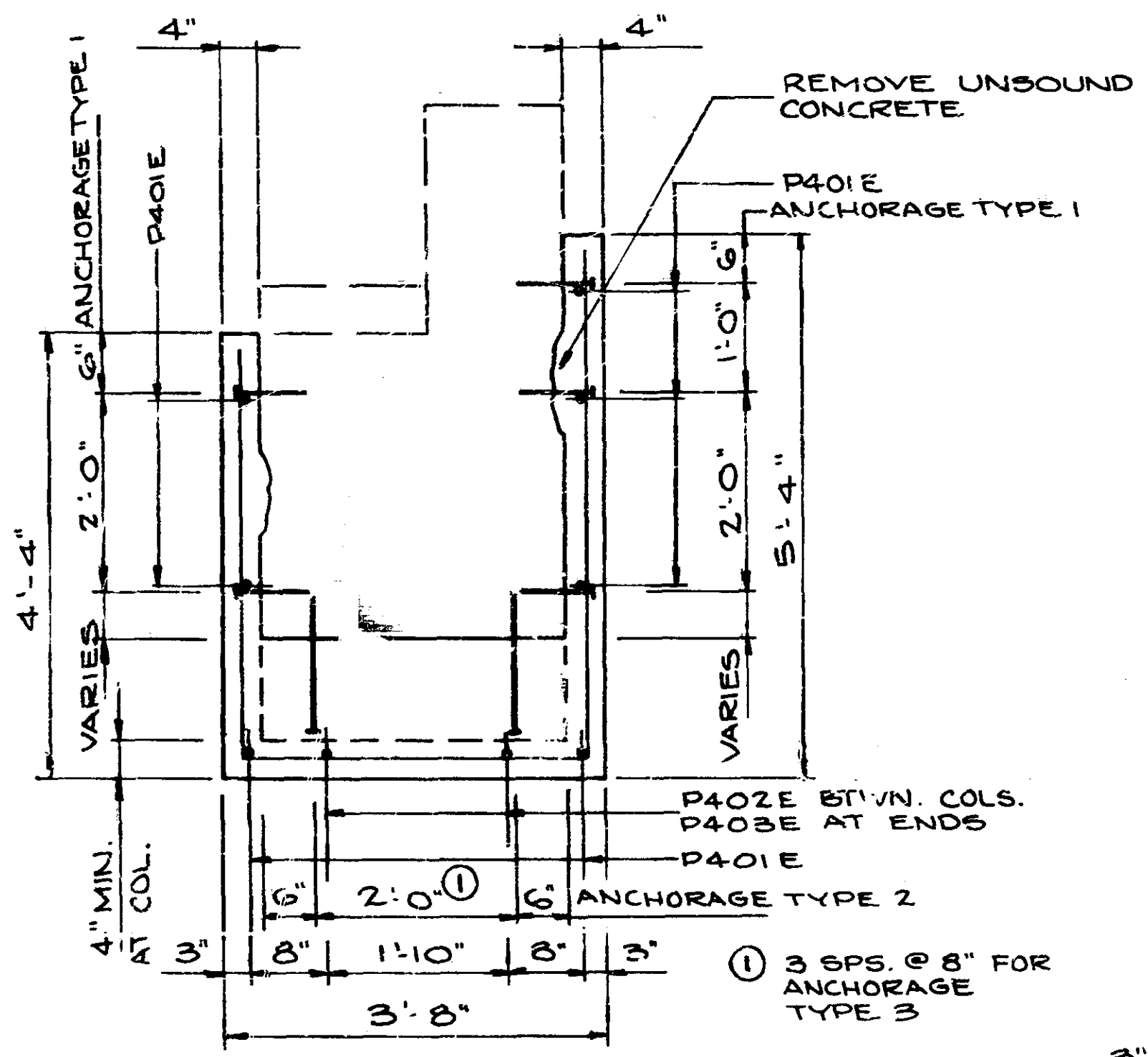
BILL OF REINFORCEMENT				
MARK	NO.	LGTH	SHAPE	LOCATION
P401E	7	57'-2"	STR.	HORIZ. S.B. RDWY.
P402E	4	17'-0"	STR.	HORIZ. S.B. RDWY.
P403E	8	6'-2"	STR.	HORIZ. S.B. & N.B.
P404E	14	44'-3"	STR.	HORIZ. N.B. RDWY.
P405E	6	19'-10"	STR.	HORIZ. N.B. RDWY.
P406E	11	3'-8"	STR.	HORIZ. N.B. STEPS
P407E	29	12'-4"	BENT	S.B. & N.B. TIES
P408E	15	12'-11"	BENT	N.B. TIES
P409E	12	12'-9"	BENT	N.B. TIES
P410E	6	12'-7"	BENT	N.B. TIES
P411E	13	5'-3"	BENT	HORIZ. TIES S.B. & N.B.

SUMMARY OF QUANTITIES		
STRUCTURE CONCRETE (3Y43)	35	CU. YD.
REINFORCEMENT BARS (EPOXY CTD)	1600	POUND
ANCHORAGE TYPE 1	380	EACH
ANCHORAGE TYPE 2	60	EACH
ANCHORAGE TYPE 3	16	EACH
ANCHORAGE TYPE 4	8	EACH

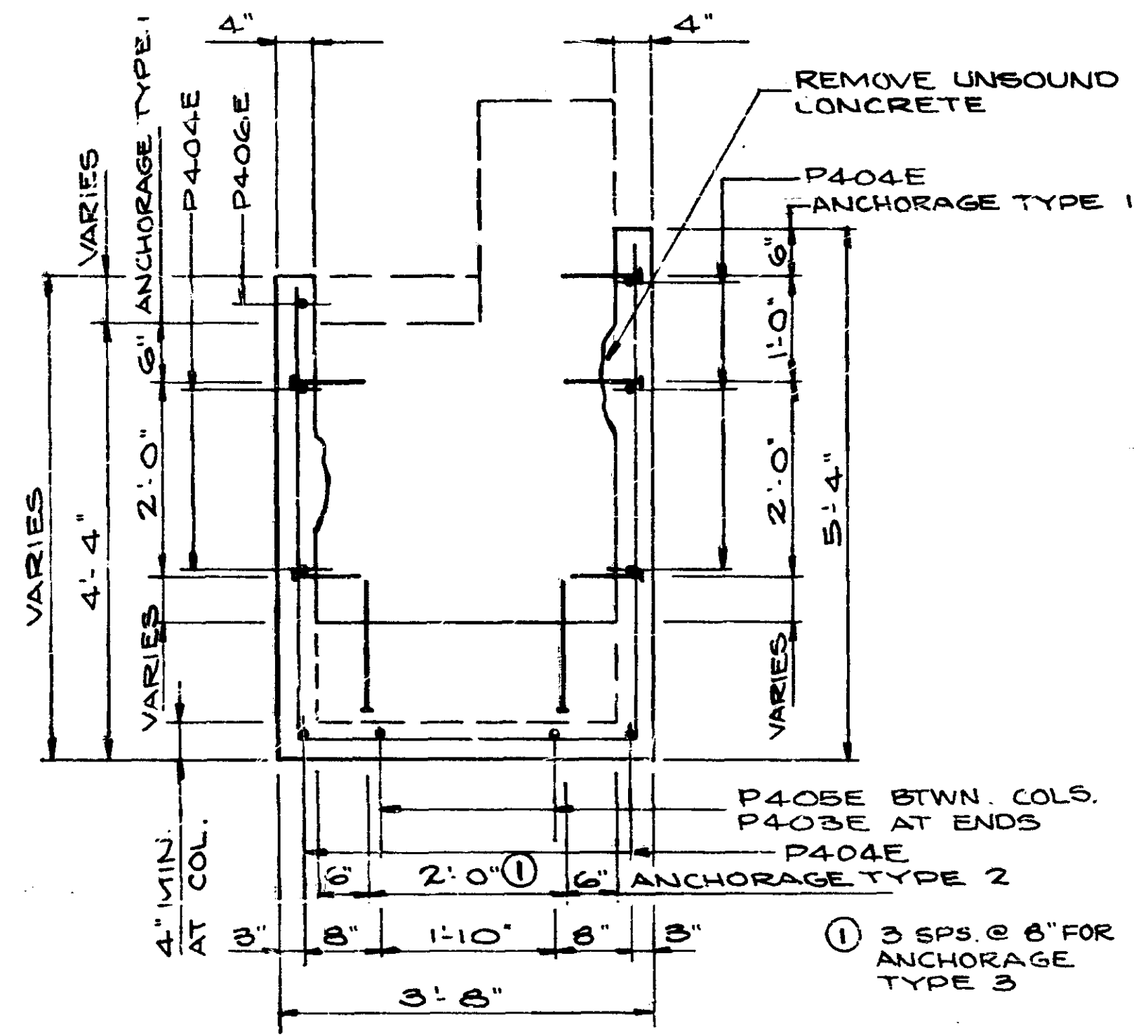
② ALL ANCHORAGES TO BE 1/2" Ø BOLT ANCHORAGE.



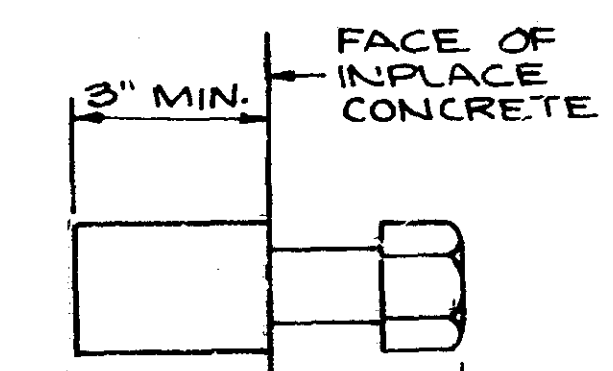
ANCHORAGE PLACEMENT AT END OF CAP



SECTION A-A



SECTION B-B



ANCHORAGE DETAIL

TYPE 1	2"
TYPE 2	11"
TYPE 3	9"
TYPE 4	6"

TITLE:	PIER NO. 11 PIER CAP REPAIR		DES.:	DR. R.E.H.	APPROVED:	7-16-85	Bridge No.
CHK:			CHK. R. J. M.				9340
Sheet No. 1 of 1 Sheets							